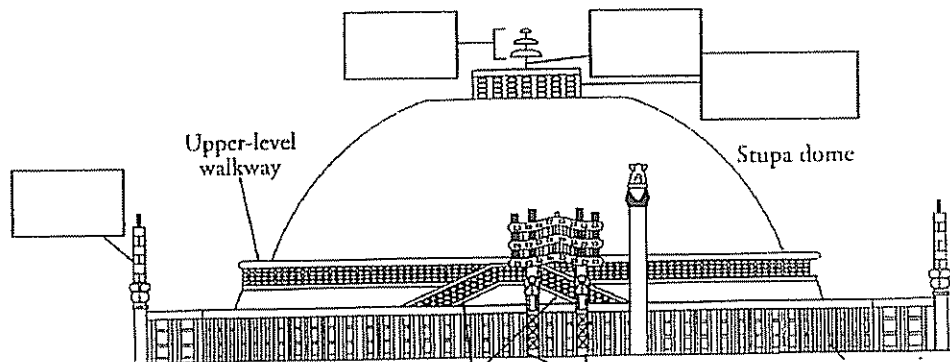


Learning about Mosques, Stupas, and Hindu Temples


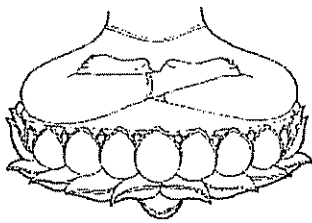
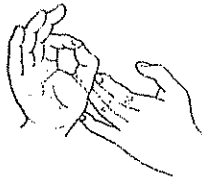
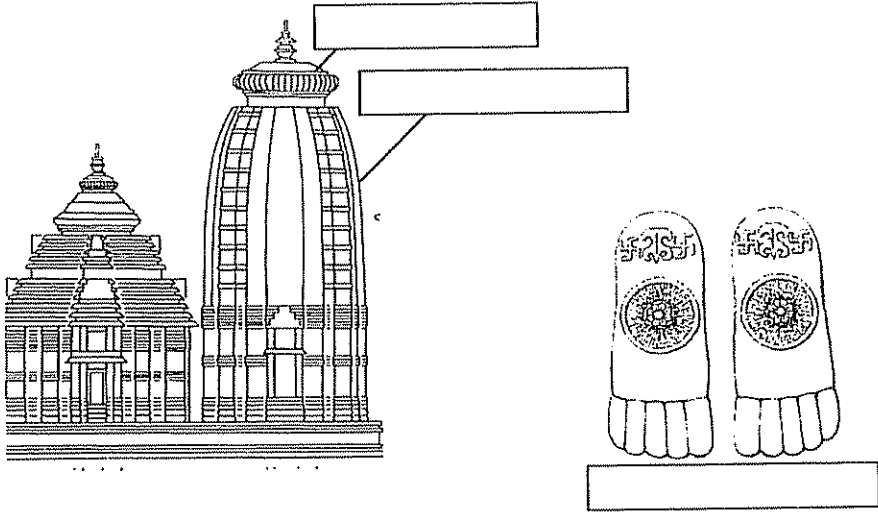
Students are divided into groups. Fill in the boxes on the following pages with the terms or descriptions listed below. An entry marked with an asterisk (*) is used twice. The first group to identify all of the following correctly wins!

- 1) amalaka*
- 2) avlu (or sahn)
- 3) Buddha's footprint with the Wheel of the Law
- 4) Buddhist chaitya (place of worship)
- 5) chatras
- 6) cupola
- 7) Dome of the Rock
- 8) finial
- 9) garbha griha
- 10) gopuram (or gopura), a monumental gateway into a complex of Hindu temples
- 11) harmika
- 12) imam
- 13) iwan
- 14) linga, form associated with Shiva (found in the garbha griha)*
- 15) lotus position
- 16) a mandala, a cosmic diagram of the universe
- 17) mandapas, hallways leading to the garbha griha*
- 18) mihrab
- 19) minaret
- 20) minbar
- 21) mudra denoting intense meditation
- 22) muezzin
- 23) muezzin mahfil
- 24) muquarnas dome
- 25) muquarnas filled niche
- 26) Nandi, found before Shivaite temples
- 27) pietra dura (found on the Taj Mahal)
- 28) place at Bodh Gaya where Buddha attained nirvana
- 29) plan of the stupa at Borobudur
- 30) plinths *
- 31) a ratha, a Hindu rock-cut temple from Mahabalipuram
- 32) sikhara*
- 33) standing Buddha in the Gandhara style
- 34) standing Buddha in the Gupta (wet drapery) style
- 35) stupa
- 36) sultan's loge
- 37) teaching mudra
- 38) torana
- 39) tughra (monogram) of the sultan
- 40) urna
- 41) ushnisha
- 42) vimana
- 43) yasti



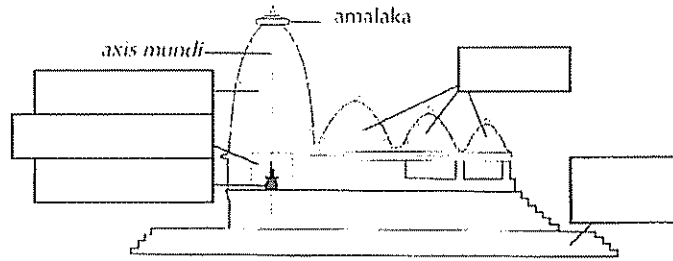
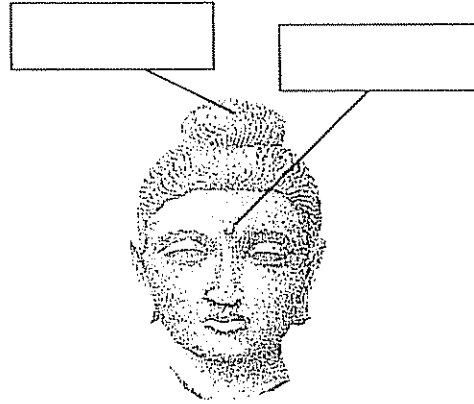
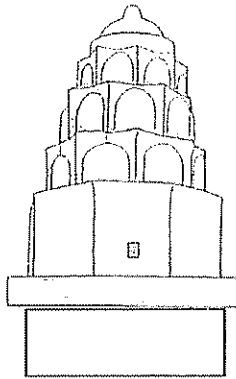
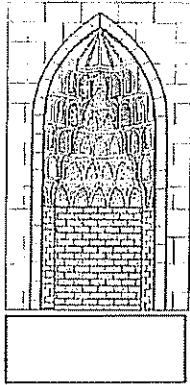
ART HISTORY
AP Art History Activities
Advanced Placement Art History

Prepared by: Douglas Darracott
Plano Senior High School
Plano, Texas

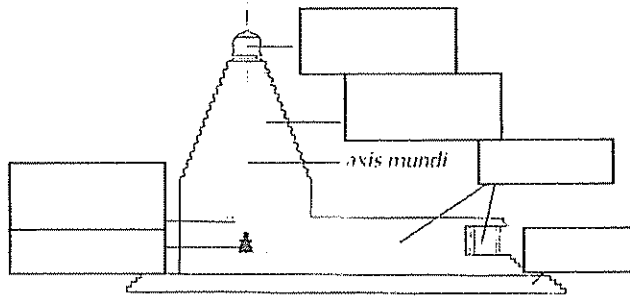
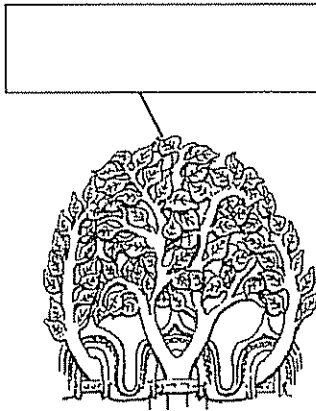


ART HISTORY
AP Art History Activities
Advanced Placement Art History

Prepared by: Douglas Darracott
Plano Senior High School
Plano, Texas




northern-style temple




southern-style temple


ART HISTORY
AP Art History Activities
Advanced Placement Art History

Prepared by: Douglas Darracott
Plano Senior High School





Person found here:

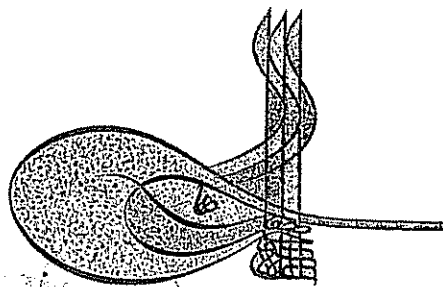




Person found here:

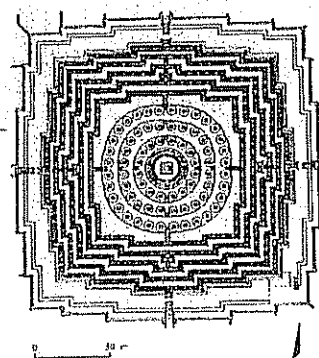


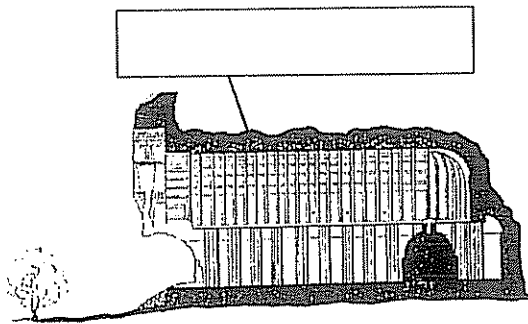








ART HISTORY
AP Art History Activities
Advanced Placement Art History

Prepared by: Douglas Darracott
Plano Senior High School
Plano, Texas



Planning a Walk Through the Eternal City

Your teacher will provide you with a good (contemporary) map of Rome with the sites below marked. The class will divide up in groups of two. Each group will mark the sites listed below (with the corresponding letter) and draw a line indicating where one would go to take a walk through the Eternal City without missing a thing! The first group to find all of the sites listed below wins!

- A Baths of Caracalla
- B Temple of Portunus (or Fortuna Virilis)
- C Circus Maximus
- D Ara Pacis
- E Hadrian's Mausoleum (Castel Sant'Angelo)
- F Pantheon
- G Colosseum
- H Arch of Titus
- I Arch of Constantine
- J Capitoline Museum (where the Capitoline Wolf and the Equestrian statue of Marcus Aurelius can be seen)
- K Domus Aurea (Nero's House)
- L Arch of Trajan (found in Trajan's Forum)
- M Roman Forum (site of Constantine's Nova Basilica)

Plan of Old St. Peters

Draw a plan of Old St. Peters and label each of the following:

- 1) atrium
- 2) narthex
- 3) nave
- 4) double side aisles
- 5) transept
- 6) apse
- 7) baldacchino

